

Control Unit Module

Sigma MOD DRV

Product code: PW-027-A



Reliability



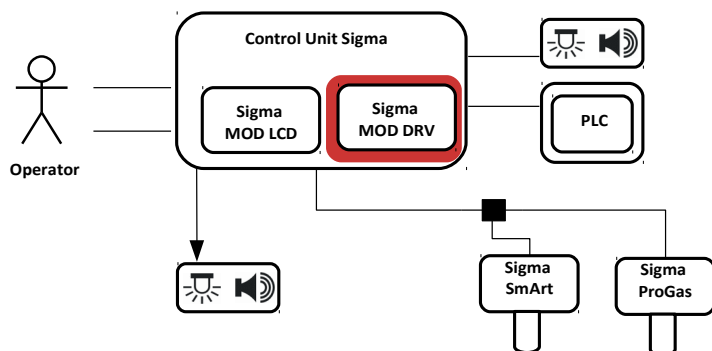
Integrity



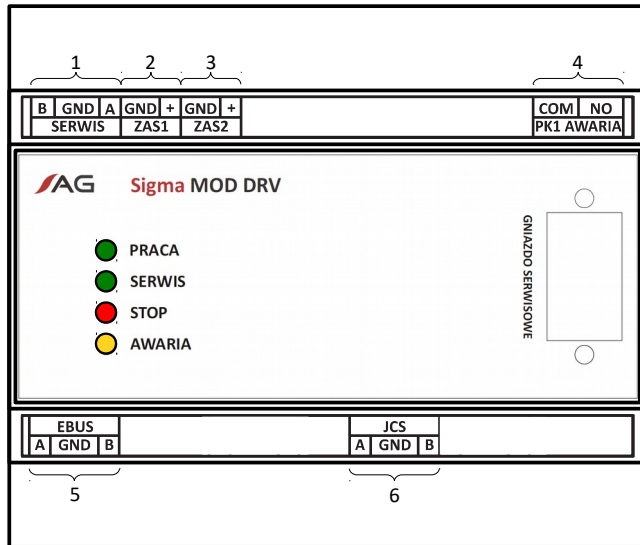
Information about the product

The **Sigma MOD DRV** device is the basic module that is incorporated into Control Units of the Sigma Gas system. First and foremost it is designed to integrate all components and appliances of the system into an efficient and reliable Gas Safety System. The module is responsible for management of communication between various components of the system, readouts of signals from sensors and other collaborating appliances. It also provides a maintenance interface to enable operators to configure the system components (including calibration of gas detectors) with no interruption of the system operation. Indicating LEDs provided on the module enclosure are intended to display information on current status of the system operation.





Location and role of the device in Gas Safety System



Electrical and user interface



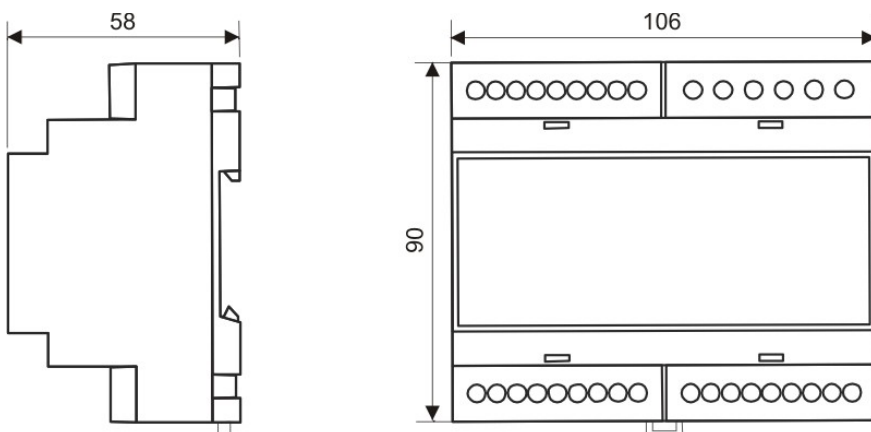
The user interface consists of four controls with which the device signals the current operating mode:

-  PRACA (OPERATION) – the device is working
-  SERWIS (SERVICE) – the device is in service mode
-  STOP (STOP) – the device has been stopped
-  AWARIA (FAILURE) – device failure indication

No	Name	Pin	Description
1	Serwis		Supply port
		A	Signal line A
		B	Signal line B
		GND	Negative. Both "GND" terminals are internally connected
2	ZAS1		Supply – port 1
		GND	Negative (connected with GND – ZAS2 port)
		+	Positivea (serial with diode)
3	ZAS2		Supply – port 2
		GND	Negative (connected with GND - ZAS1 port)
		+	Positivea (serial with diode)

No	Name	Pin	Description
4	PK1 Failure		Communication port
		COM	Signal line A
		NO	Signal line B
5	EBUS		External communication port
		A	Signal line A
		B	Signal line B
		GND	Negative. Both "GND" terminals are internally Connected
6	JCS		Internal communication bus port
		A	Signal line A
		B	Signal line B
		GND	Negative. Both "GND" terminals are internally Connected

Dimension



Technical specification

Power supply <ul style="list-style-type: none"> Voltage Vcc Power 	10 – 30 V DC 2 W	Protection class	III
Environment <ul style="list-style-type: none"> Ambient temperatures Humidity 	0 – +50 °C 10 – 90% long term, without condensation	Cable glands (cable diameter range)	1 – 2 mm ²
IP	IP20	Enclosure material	Self – extinguishing PPO
Digital communication parameters <ul style="list-style-type: none"> Port JSC <ul style="list-style-type: none"> Electric standard Communication protocol Port EBUS <ul style="list-style-type: none"> Electric standard Communication protocol 	RS - 485 Sigma Bus RS - 485 Sigma Bus	Weight	0,3 kg
		Mounting	On DIN-35 / TS35

Product marking

Product code	Device
PW-027-A	Control Unit Module Sigma MOD DRV



Atest Gaz A. M. Pachole sp. j.
ul. Spokojna 3, 44-109 Gliwice

tel.: +48 32 238 87 94
fax: +48 32 234 92 71
e-mail: contact@atestgaz.pl

For more details on our devices and other products and services offered by us, visit:

www.atestgaz.pl/en

Legal Notice:

This document is not an offer in the meaning of the civil code and other relevant regulations, but merely constitutes an invitation to conclude an agreement pursuant to article 71 of the Polish Civil Code. Atest-Gaz A. M. Pachole sp. j. stipulates the right to unilaterally change and modify the present document at any time as well as to introduce changes related to the product characteristics. Products parameters can be changed without any prior notice.